

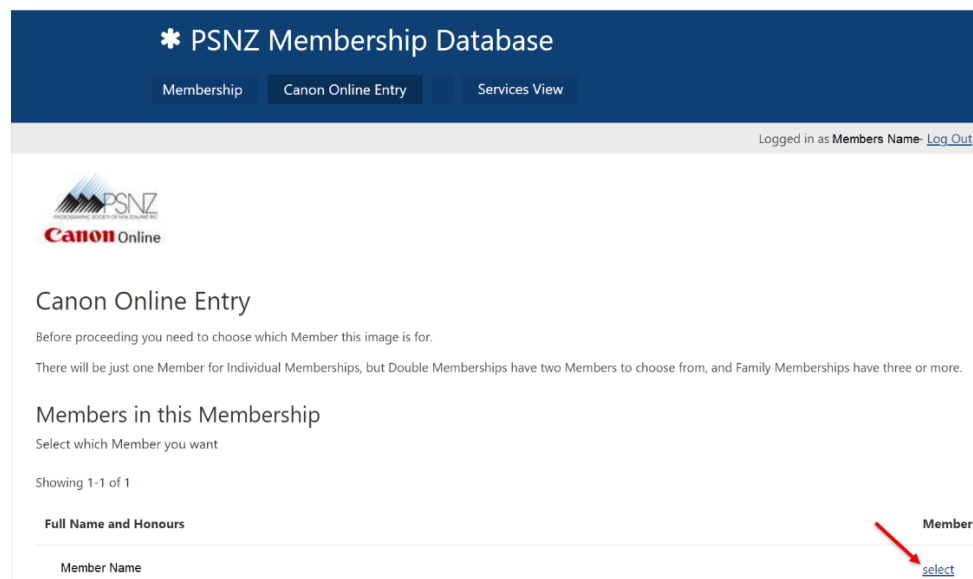
How to Enter Canon Online

Members can submit entries to Canon Online by going direct to:

<https://psnz.knack.com/membership#canon-online-entry/>

You may need to log into the PSNZ database if you haven't already. When you are logged into the database, you can also just click on "Canon Online Entry" in the top blue menu.


The first step is to choose which Member this submission is for, even if you are just an individual. A double or family Membership will show all associated Members. Click Select next to your name.



* PSNZ Membership Database

Membership Canon Online Entry Services View

Logged in as Members Name- [Log Out](#)

 Canon Online

Canon Online Entry

Before proceeding you need to choose which Member this image is for.

There will be just one Member for Individual Memberships, but Double Memberships have two Members to choose from, and Family Memberships have three or more.

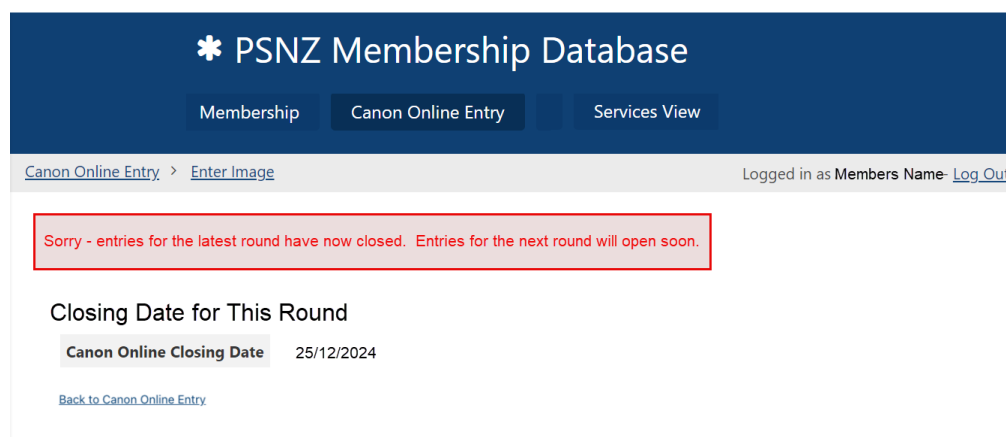
Members in this Membership

Select which Member you want

Showing 1-1 of 1

Full Name and Honours	Member
Member Name	select

At the next page, if the closing date has passed, this is what you will see:



* PSNZ Membership Database

Membership Canon Online Entry Services View

[Canon Online Entry](#) > [Enter Image](#) Logged in as Members Name- [Log Out](#)

Sorry - entries for the latest round have now closed. Entries for the next round will open soon.

Closing Date for This Round

Canon Online Closing Date	25/12/2024
---------------------------	------------

[Back to Canon Online Entry](#)

If the current round is still open, and you have not yet submitted an entry, you will see this and be able to submit it. Choose the file, give it a title and submit.

If any Member Details need updating, please correct via the “Membership” menu item in the top blue area.

PSNZ Membership Database

MembershipCanon Online EntryServices View

Canon Online Entry > Enter Image

Logged in as Members Name- Log Out

Member Details

Full Name and Honours

Member Name

Email

email@mydomain.nz

Mobile

027 007 1234

Submit Canon Online Entry

Title *

Image *

Choose file

No file chosen

Should be a jpeg or .jpg of at most 3840 pixels wide and at most 2160 pixels high. If it is larger than this it will be downsized to fit within this, and may suffer in quality, so you are best to do the correct sizing to start with, please. Maximum file size is 10 mbyte.

Submit

[Back to Canon Online Entry](#)

Once an entry for this round has already been submitted, up until the Closing Date, you will see something like this, and still be able to update the Title, or upload a new image, or even delete the entire entry and resubmit later if you wish.

Member Details

Full Name and Honours

Member Name

Email

email@mydomain.nz

Mobile

027 007 1234

Closing Date for This Round

Canon Online Closing Date

25/12/2024

Canon Online Entry

* Click on the title to edit and update it

* Click on the image to choose and upload a new file

* Or just delete the entry and resubmit later if you wish


Showing 1-1 of 1

Title

Image (1920 by 1080 view)

Delete

Happy Jack



delete

[Back to Canon Online Entry](#)